



READ THIS BEFORE PROCEEDING

Congratulations for purchasing a quality cylinder head from Kiwi Cylinder Heads. Please read the following notes carefully to ensure the installation goes smoothly and the repair is completed effectively.

If you have any further questions please call 0800 549 429 for assistance prior to fitting this head.

This kit contains

- Instructions & warranty information
- One bare cylinder head
- May contain associated parts, e.g. studs, heat shields, water pipes etc.

If the purchaser chooses to fit parts other than those supplied, this does not invalidate the Kiwi Cylinder Heads warranty other than to the extent that the replacement parts carry no warranty unless purchased from Kiwi Cylinder Heads. Additionally, any consequential damage to Kiwi Cylinder Heads products as a result of using these alternative parts is not warranted.

These are suggestions only and all normal professional standards must be observed by the repairer. This includes following any original manufacturers specific instructions for the replacement of cylinder heads on a particular vehicle.

If this product is being fitted as a replacement for a head which has failed in service it is critical that the cause of the original failure is identified and rectified. Failure to do so may result in this product also failing for the same reasons which will not be covered under any warranty.

Warranty

All Kiwi Cylinder Heads products are warranted for **12 months and unlimited kilometres** from the date of purchase.

All claims for failure are investigated by an independent component failure assessor, and the results of these findings will be made available to the claimant as part of the process.


If the cause of the failure is due to faulty product, Kiwi Cylinder Heads will meet reasonable costs for repair. This includes standard labour times for the repair, gaskets, bolts and consumables associated with putting the engine into the same condition as it was prior to the failure. This excludes service items such as oil, coolant, filters etc as well as any vehicle recovery costs and the cost of any replacement vehicle.

For full details on the warranty and the claim process see the website
www.kiwicylinderheads.co.nz

ISUZU 4JA1 – P/N 10031125 – NOV.2011

SIX STEPS TO SUCCESS!

TO ENSURE A SUCCESSFUL INSTALLATION OF THIS CYLINDER HEAD



1. ENSURE BOTH MATING SURFACES ARE **CLEAN AND FREE OF DIRT AND OIL.**
2. **DO NOT** CLEAN BLOCK THREADS WITH A THREAD TAP. USE AN OLD HEAD BOLT WITH A CLEANING GROOVE CUT THE LENGTH OF THE THREAD TO THOROUGHLY CLEAN BLOCK THREADS.
3. MAKE SURE **NEW TORQUE TO YEILD** HEAD BOLTS ARE ALWAYS USED. ENSURE A LIGHT COVERING OF ENGINE OIL IS APPLIED TO THE THREADS AND UNDER THE BOLT HEAD AND WASHER.
4. ENSURE THE **CORRECT** TORQUE SETTINGS AND SEQUENCE IS EMPLOYED.
5. **MULTI-LAYER STEEL (MLS) HEAD GASKETS:** FLUSH BLOCK OF ANY REMAINING ANTI-FREEZE, **DO NOT** ADD ANY NEW ANTI-FREEZE TO COOLANT SYSTEM UNTIL ENGINE HAS TRAVELLED A **MINIMUM OF 600KMS.** TO ENSURE THE GASKET HAS THE BEST POSSIBLE CHANCE TO SEAL CORRECTLY.
6. **FUEL INJECTORS MUST** BE CHECKED FOR CORRECT OPERATION AND **SERVICED** IF REQUIRED.

IF YOU HAVE ANY QUERIES PLEASE CALL


US ON **0800-549-429**



CLEAN SURFACES



USE AN OLD BOLT TO CLEAN THREADS



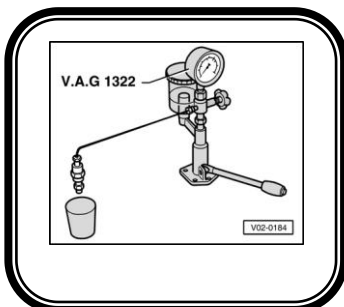
OIL HEAD BOLTS



CORRECT TORQUE PROCEDURE?



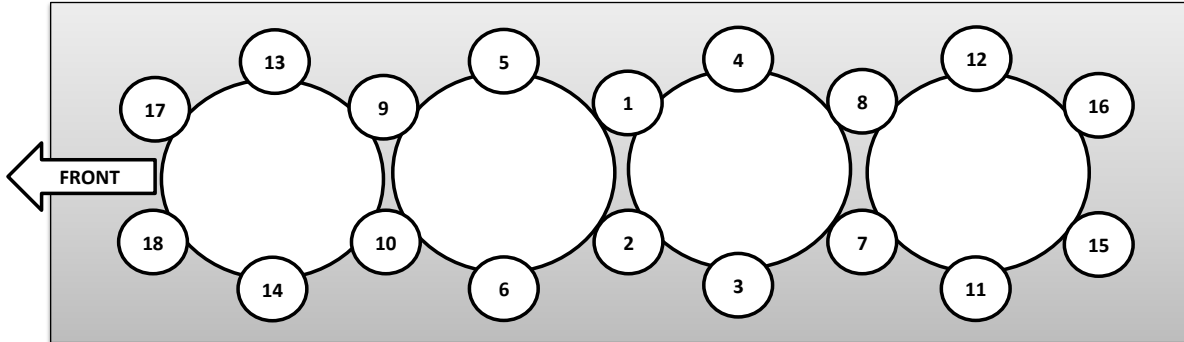
NO ANTI-FREEZE FOR MIN. 600KMS



SERVICE THE INJECTORS

Isuzu 4JA1/4JB1 Torque Sequence

- HEAD BOLT P/N 30036001 QUANTITIES: 18 @ 121/49mm M11 x 1.50mm
- HEAD BOLT TIGHTENING SEQUENCE.
- STEP ONE: 25Nm
- STEP TWO: 50Nm
- STEP THREE: Loosen All
- STEP FOUR: 50Nm
- STEP FIVE: +60*
- STEP SIX: +60*
- STEP SEVEN: +30*
- IMPORTANT: ALL BOLT THREADS, BOLTHEADS AND WASHERS MUST BE LIGHTLY OILED.
- USING AN OLD HEADBOLT WITH GROOVE CUT DOWN THREAD, CLEAN THE BLOCK HEADBOLT THREADS.



www.kiwicylinderheads.co.nz

0800-549-429